

LIVING AND ENVIRONMENT

The Care

EQM582

A home appliance
designed to create
the optimal sleeping
temperature



navien MATE

Navien Mate Water Heated Mattress Pad

EQM582



The Care

navien MATE

Product Story

A Changing Daily Life with Refreshing Sleep

Find the temperature that perfectly
matches you to start a healthy day



Brand Story



A healthy day starts
with refreshing sleep

Find the right temperature for you
that ensures quality sleep

Navien Mate helps you
discover your perfect sleep temperature

A warm thought for your sleep

NAVIENT MATE

Sleep Efficiency

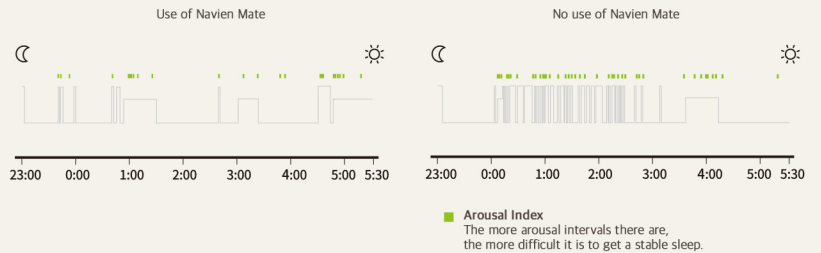
Why are water heated mattress pads good?

See for yourself the difference in sleep efficiency.

Through polysomnography, it was found that not only did the arousal index improve after using the hot water mat, but the total sleep time and sleep efficiency also increased slightly, and the hot water mat helped maintain an appropriate body temperature.

Use of Navien Mate
Sleep comfortably in a warm blanket and stay healthy!

Polysomnography



- Average increase in total sleep time of 23.7 minutes
- Sleep efficiency improved by an average of 6.1%, and up to 18.6%
- Bachelor's arousal index improved by 3.1 times per hour (26.6%)
- Average reduction of 50% (5.6 minutes) in bed time, up to 15 minutes

* Comparative analysis of sleep quality by A/B conditions for 6 hours and 30 minutes (23:00-5:30) in 7 women aged 25-49 with healthy sleep habits (Seoul Sleep Environment Research Institute)
*A: Using a hot water mat (room temperature 18-20°C) / B: Not using a hot water mat (room temperature 20-22°C)

Design

The matte blue-black color and simple diamond pattern on the bottom. It adds to the overall luxurious feel. The soft touch and curved edge finish. It gives a soft impression and adds style to the space like a prop prepared for the interior.



Main Features



I think I could sleep soundly if I had a Navien Mate that thought of me more than I thought of myself. Because even while I'm sleeping, you look only at me and move carefully for me.

The fun of creating a 'custom temperature' just for me

Have you ever been kicked or pulled because you were cold? Try customizing the temperature by hour with the custom mode. You will have fun creating your own sleeping pattern

*** APP only**

'Auto-Heating' Navien Mate that doesn't fall asleep even when I'm sleeping

It keeps its promise of a set temperature in any environment. It moves diligently to maintain a warm temperature so that you can sleep comfortably. It works automatically, because it is a self-heating mat.

Main Features



Fast Heating

The moment you turn it on, your own deep sleep temperature is turned ON!

Get right into your cozy blanket, no need to pre-heat! Delivers warmth up to 45% faster than existing models.(EQM350)



APP/remote control possible



*There may be differences depending on the set temperature and environment.

Mat & Cover



The sense of securing it with a corner tie!

Convenient replacement with 3-sided open structure!

* The cushion mat does not have corner connecting strings.

Mat & Cover

1mm ultra slim mat

The water flows directly into the pad, so the warmth of the hot water is well transmitted to my body. The pad is thin, so you can feel the mattress as it is.



The 84m water path* keeps every corner of the mat warm.



It folds lightly for easy storage and transport.

*Queen size standard

**This is a safe material that has passed skin irritation and cytotoxicity tests in accordance with the US Food and Drug Administration's (FDA) Good Laboratory Practices Standards. 한소재입니다.

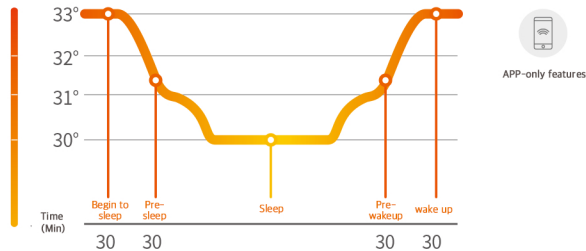
Convenient Remote Control while lying down with Wi-Fi

Control your heated mat conveniently while lying down with the dedicated heated mat app. App-only features and basic temperature control make life on the mat more comfortable.



Sleep Mode that helps you sleep smartly

Have you ever felt good when you first got into bed, but then felt hot and cold while you were sleeping? Sleep mode, which adjusts to the changes in body temperature, helps you sleep comfortably without waking up in the middle of the night.



*For safety during sleep and long-term use, the sleep mode can be set up to a maximum of 33 degrees.


*The improved sleep mode is only applicable to the EQM582/1 model.

*This function gradually adjusts the temperature when going to bed and waking up to help you sleep more comfortably and warmly.

* This has been confirmed through clinical sleep testing.

Find your own comfortable sleep pattern Weekly/Customized Schedule

Different people have different temperature differences. Find the sleep pattern and deep sleep temperature that is right for you!



Like a smartphone alarm Weekly Schedule Setting

Select the desired time and temperature for each day of the week.

This is the function to set.

Sleep warmly and efficiently on weekdays.
A little more relaxed and cozy on the weekends.
Sleep comfortably at this temperature.



In my sleeping pattern Custom Schedule tailored to your needs

Temperature according to desired time zone

This is a function that you can set yourself.

If you feel hot during sleep, lower the temperature.

If you wake up feeling cold in the middle of your sleep,

raise the temperature a little.

You can set it to sleep comfortably.

Feature & Convenience

Separate Heating for a comfortable temperature according to each person's preference

You can adjust each side in 1°F increments to ensure a good night's sleep at the temperature that suits you.



*The separate heating function is only available for queen/king sizes.
* There may be differences depending on the set temperature and environment.

Very Easy Automatic Draining

Easily drain water with a dedicated kit and one button.



Safety



Easy Connector

The pad can be easily attached to the boiler at once, and water will not leak even when detached.



High Temperature Mode Notification Feature

When set to 38°C or higher, there is a safety device that allows you to check and set it again with a notification, preventing possible low-temperature burns.



Horizontal Maintenance Sensor

If the boiler tilts, it automatically cuts off the power for safety.



Auto Stop Timer

You can be assured that the power will be automatically cut off after 15 hours of continuous operation.



Child Lock Mode

A curious child locks the screen to prevent manipulation for safety.



Voice Guidance

Touch the button or change the temperature. When set, it will guide you through the functions using voice.



Timer

The automatic power-off time can be adjusted from 1 to 14 hours.




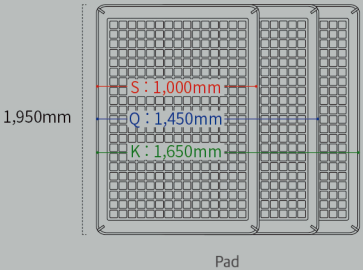
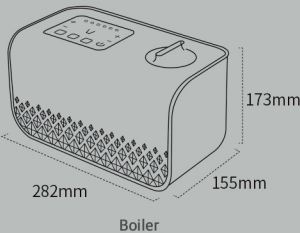
Multiple Safety Devices

Connector guard/Overheating prevention system/Freezing prevention system/Water level sensor/Leakage alarm function/Temperature sensor/Safety fuse/Heater malfunction prevention/Motion sensor/Self-diagnosis function/Fire prevention function

Service & Specificattion

EQM582

Product Size



Certifications and Awards



This product has obtained electromagnetic field environment certification (EMF) and has been verified as safe from electromagnetic waves.
Korea Testing Laboratory



This product has obtained national integrated certification (KC Mark)



Obtained Consumer-Centered Management CCM certification for 6 consecutive times
(Fair Trade Commission Korea Consumer Agency 2001~2021)



Premium Brand Index (KS-PBI)
1st place for 6 consecutive years



Ranked 1st in the Korean Quality Satisfaction Index (KS-QEI) for 5 consecutive years



Won first place in the Korea Environmental Satisfaction Index (KS-WFI) for three consecutive years

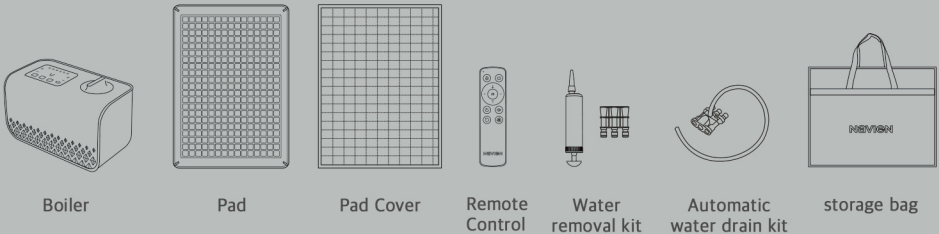


Excellent Design Selection

Service & Specificattion

EQM582

Product Configuration



Product Specifications

Division	Slim		
	Single	Queen	King
	EQM582-SS	EQM582-QS	EQM582-KS
Rated power consumption	AC 110 V, 60Hz, 300W(General Heating) / 350W(Fast Heating, auto heating)		
Water tank capacity	ml 700		
Boiler Size	mm D 282 x W 155 x H 173		
Boiler Weight	kg 2.3		
Pad Size	mm 1,950 x 1,000	1,950 x 1,450	1,950 x 1,650
Pad Cover Size	mm 2,050 x 1,100	2,050 x 1,550	2,050 x 1,750
Drive Method	Motor circulation method (BLDC motor)		
Manufacturer/ Country of Origin	Kyungdong Navien Co., Ltd./Republic of Korea		
Certification	KC, EMF, S Mark		

* Pads and covers may vary in size and color depending on the product, and the above specifications may be changed without notice for quality improvement, etc. (Product size ±30mm) * Boiler size may vary depending on the product.